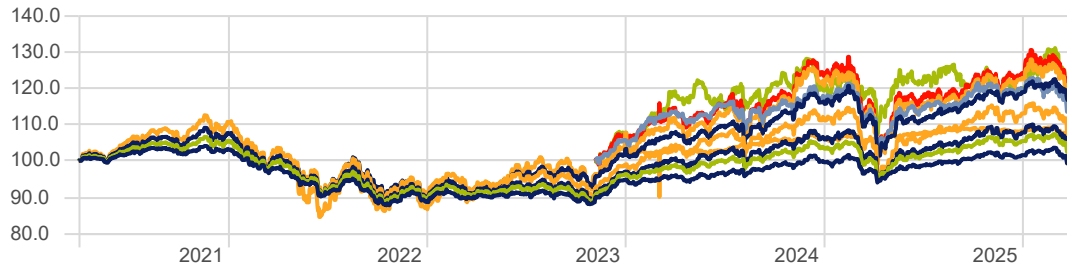


PERFORMANCE REVIEW

Return Date: 3/31/2026

Fonds CORE (fonds profilés) - horizon long

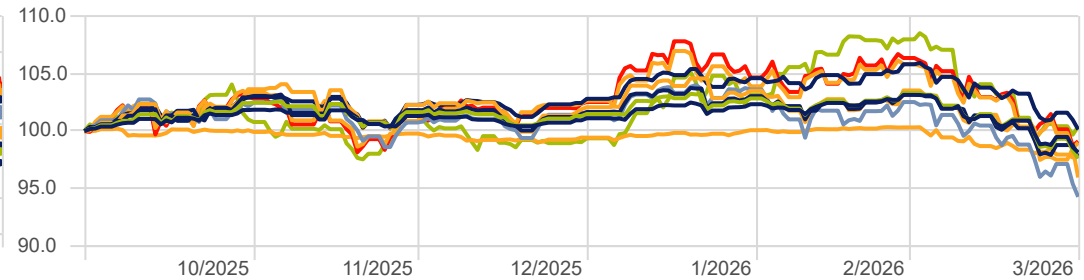
Time Period: 4/1/2021 to 3/31/2026



■ Stability Fund
 ■ Dynamic Fund
 ■ Global Sustainable Equities ETF
 ■ Water ETF
 ■ Balanced-Low
 ■ Dynamic Multi Funds
 ■ Global Climate Change Equities ETF
 ■ Balanced Fund
 ■ PTAM Global Allocation Fund
 ■ Euro Corporate SRI Bonds ETF

Fonds CORE (fonds profilés) - horizon court

Time Period: 10/1/2025 to 3/31/2026



■ Stability Fund
 ■ Dynamic Fund
 ■ Global Sustainable Equities ETF
 ■ Water ETF
 ■ Balanced-Low
 ■ Dynamic Multi Funds
 ■ Global Climate Change Equities ETF
 ■ Balanced Fund
 ■ PTAM Global Allocation Fund
 ■ Euro Corporate SRI Bonds ETF

Fonds CORE - Performance depuis 2012

Data Point: Return Calculation Benchmark: N/A

	YTD	2025	2024	2023	2022	2021	2018	2017	2016	2015	2014	2013	2012
Stability Fund	-2.94	1.95	5.24	6.77	-13.96	3.62	-5.64	2.16	1.93	1.86	6.94	2.91	7.04
Balanced-Low	-3.80	1.92	7.65	7.41	-15.00	7.39	-4.30	—	—	—	—	—	—
Balanced Fund	-3.93	1.54	9.69	7.77	-16.42	10.31	-8.36	5.37	4.62	3.32	9.39	7.05	10.60
Dynamic Fund	-5.98	1.28	13.14	8.60	-17.77	15.42	-11.02	7.77	6.49	5.02	10.68	10.25	12.91
Dynamic Multi Funds	-2.60	2.22	14.56	12.17	—	—	—	—	—	—	—	—	—
PTAM Global Allocation Fund	-6.90	2.00	10.99	—	—	—	—	—	—	—	—	—	—
Global Sustainable Equities ETF	-3.54	1.73	16.76	18.21	—	—	—	—	—	—	—	—	—
Global Climate Change Equities ETF	-3.33	0.61	15.51	—	—	—	—	—	—	—	—	—	—
Euro Corporate SRI Bonds ETF	-1.57	1.85	2.65	—	—	—	—	—	—	—	—	—	—
Water ETF	1.03	0.62	10.95	—	—	—	—	—	—	—	—	—	—

Fonds CORE - Données clés & performance

	ISIN	Date de constitution	Frais de gestion	YTD	1 an	3 ans (annualisé)	5 ans (annualisé)	10 ans (annualisé)
Stability Fund	BE0389181174	7/1/1998	0,75%	-2.94	1.27	3.12	-0.28	1.00
Balanced-Low	BE6298006873	9/18/2017	0,75%	1.81	3.05	5.45	1.49	—
Balanced Fund	BE0389440828	11/1/1997	0,90%	-3.93	1.91	4.26	0.71	3.03
Dynamic Fund	BE0389007379	7/1/1998	1,00%	-5.98	0.57	4.62	1.24	4.27
Dynamic Multi Funds	BE6333126934	4/4/2022	1,25%	2.92	4.15	9.80	—	—
PTAM Global Allocation Fund	BE6346526104	11/6/2023	1,25%	1.24	2.15	—	—	—
Global Sustainable Equities ETF	BE6333127940	4/4/2022	1,25%	3.09	3.96	10.93	—	—
Global Climate Change Equities ETF	BE6346527110	11/6/2023	1,25%	3.73	4.20	—	—	—
Euro Corporate SRI Bonds ETF	BE6346528126	11/6/2023	1,25%	0.90	2.02	—	—	—
Water ETF	BE6346530148	11/6/2023	1,25%	8.66	5.62	—	—	—

PERFORMANCE REVIEW

Return Date: 3/31/2026

Fonds SATELLITES - horizon long

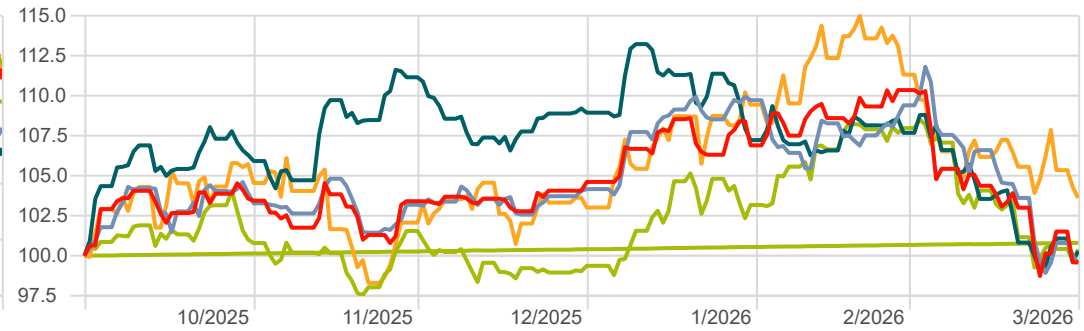
Time Period: 4/1/2021 to 3/31/2026



— Europe Sustainable Fund
 — FFG Global Flexible Convictions Fund
 — Healthcare Fund
— Water ETF
 — Energy Transition Fund
 — Money Market SRI Fund

Fonds SATELLITES - horizon court

Time Period: 10/1/2025 to 3/31/2026



— Europe Sustainable Fund
 — FFG Global Flexible Convictions Fund
 — Healthcare Fund
— Water ETF
 — Energy Transition Fund
 — Money Market SRI Fund

Fonds SATELLITES - Performance depuis 2012

Data Point: Return Calculation Benchmark: N/A

	YTD	2025	2024	2023	2022	2021	2018	2017	2016	2015	2014	2013	2012
Europe Sustainable Fund	-4.81	3.97	6.64	9.40	-15.04	23.27	-21.42	9.41	-0.26	10.41	5.59	22.31	19.22
FFG Global Flexible Convictions Fund	-4.46	1.68	5.90	2.63	-12.78	7.36	-7.52	—	—	—	—	—	—
Healthcare Fund	-7.95	-7.66	5.22	—	—	—	—	—	—	—	—	—	—
Water ETF	1.03	0.62	10.95	—	—	—	—	—	—	—	—	—	—
Energy Transition Fund	0.58	13.02	-8.26	—	—	—	—	—	—	—	—	—	—
Money Market SRI Fund	0.39	1.85	3.26	2.72	—	—	—	—	—	—	—	—	—

Fonds SATELLITES - Données clés & performance

	ISIN	Date de constitution	Frais de gestion	YTD	1 an	3 ans (annualisé)	5 ans (annualisé)	10 ans (annualisé)
Europe Sustainable Fund	BE0389180168	6/14/2000	0,50%	-4.81	-1.90	2.88	3.01	2.55
FFG Global Flexible Convictions Fund	BE6298007889	9/18/2017	0,75%	5.03	2.66	4.94	1.91	—
Healthcare Fund	BE6346531153	11/6/2023	1,25%	-1.16	-12.83	—	—	—
Water ETF	BE6346530148	11/6/2023	1,25%	8.66	5.62	—	—	—
Energy Transition Fund	BE6346529132	11/6/2023	1,25%	8.06	23.35	—	—	—
Money Market SRI Fund	BE6333128955	4/4/2022	0,25%	0.26	1.71	2.64	—	—